

Preschool Beginning ABC Sounds Pack

What is included?

- Learning letters A to Z
- Items that begin with each letter sound
- Coloring
- Tracing
- Position (on, above, behind)
- Circling
- Counting
- Fine motor skills
 - Cutting
 - Gluing
 - pasting


A is for Art

Glue beads or other small items to create a beautiful **A**.




B is for Ball

Cut out the parts of the ball and glue them together on a sheet of paper. Then cut out the ball.



C is for Cloud

Glue cotton balls on the picture to create a cloud.



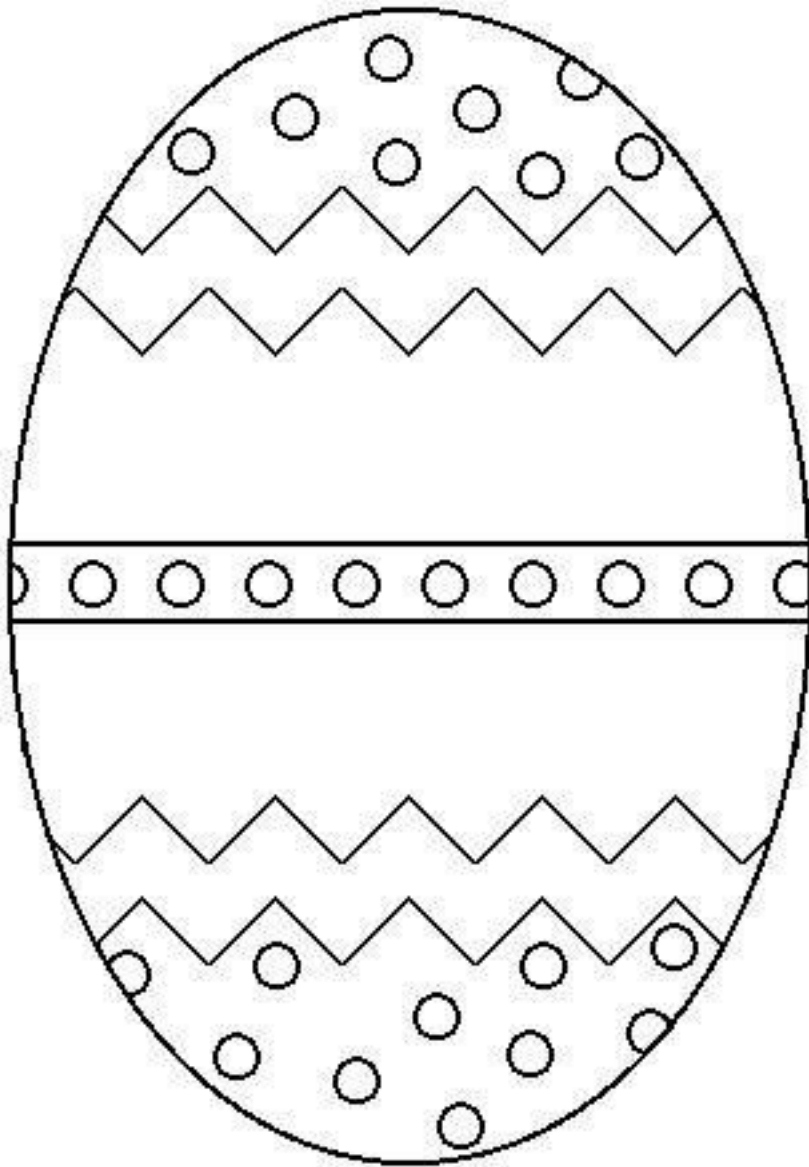
D is for Dog

Color the dog brown.




E is for egg

Color the egg with your favorite colors.




F is for flower

Color the flower petals red. Color the leaves green.





G is for giraffe

Add glue to the white spots on the giraffe. Sprinkle with yellow glitter. Let it dry. Shake off the excess glitter.





H is for Hat

Count the hats. Circle the biggest one. Color the hats.




I is for igloo

Count the igloos. Color the big one with a blue crayon.



J is for jump

How many kids are jumping? Circle the blue jump rope.




K is for kite

Trace the line to help the kite connect to its tail.



L is for lion

Trace the line to help the lion get to its den.



M is for moon

Trace the line to help the moon get to the clouds.





N is for nest

Cut out the bird and the nest. Glue the bird unto the nest.



O is for Octopus

Cut out 8 strips of construction paper to make the octopus's legs. Glue them unto the smiley face.



P is for pumpkin

Color the pumpkin with a yellow crayon.





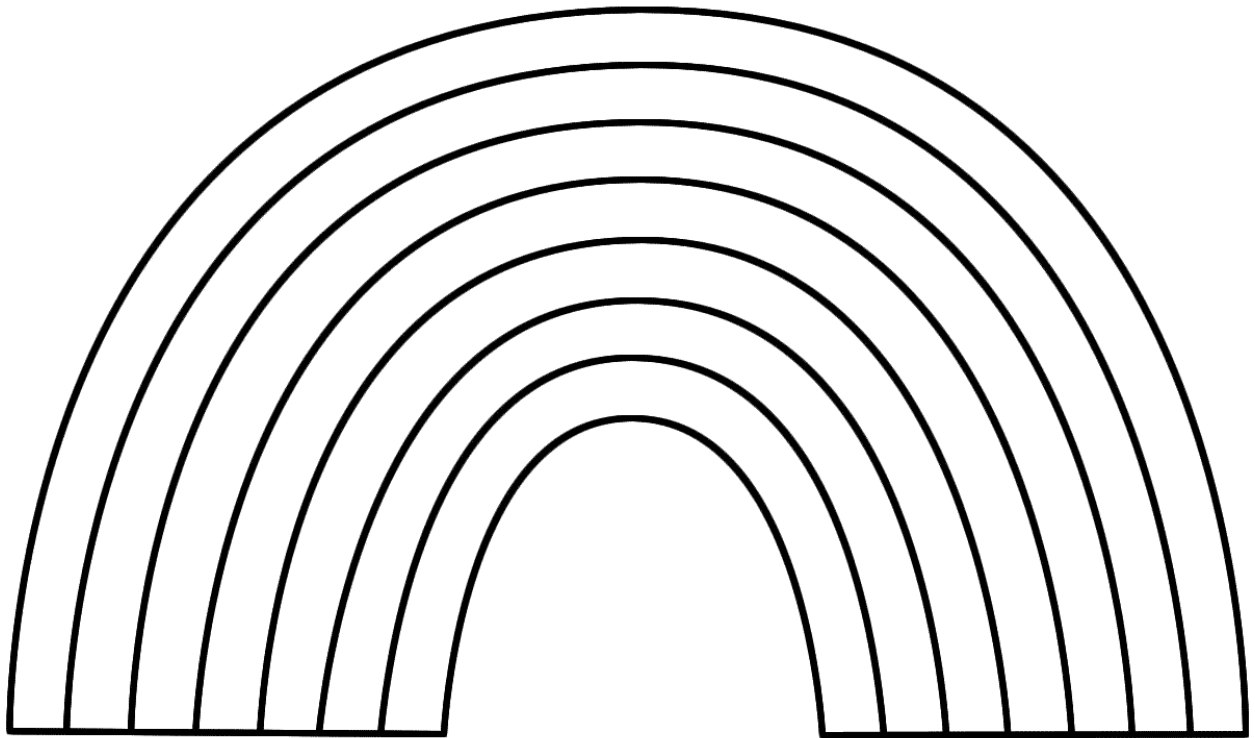
Q is for queen

Circle the queen that is sitting **on** her throne.



R is for rainbow

The rainbow is **above** the clouds. Color the rainbow.



S is for sun

Circle the sun that is **behind** the clouds.



T is for tree

The leaves have fallen from the tree. Can you add some new leaves to the tree? Use real or fake leaves.



U is for umbrella

Cut out the umbrella and glue it unto construction paper.




V is for violin

Cut out the violin and glue it unto construction paper.



W is for watch

Cut out the watch and glue it unto construction paper.



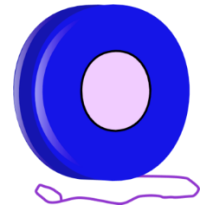



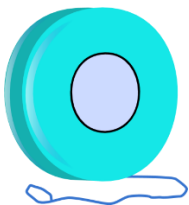
X is for x-ray

The man is having an x-ray. Circle the x-ray.




Y is for yo-yo

The girl is playing with a yo-yo. Circle all the yo-yos in the picture.



Z is for zebra

The zebra is eating grass. Circle all the zebras in the picture.



A to Z Fall Picture Alphabet




What is included?

Fall items that begin with each letter of the alphabet

- Sound out each letter with your preschooler
- Discuss each item and how it is used during the Fall season
- If you desire, have your child cut out each item (from the supplemental pages) and glue them unto the matching items.

A is for apple



B is for brown




C is for corn



D is for decorations




E is for eggplant



F is for fall



G is for **goose**




H is for **haystack**



I is for **Indian**



J is for jacket



K is for kicking football



L is for leaf



M is for maple syrup



N is for nuts




O is for October



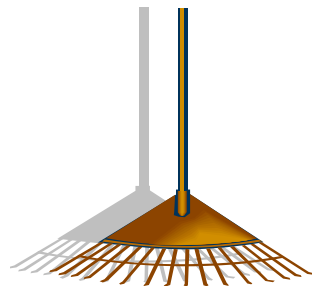
P is for pumpkin



Q is for quilt




R is for rake



S is for scarecrow



T is for turkey



U is for umbrella



V is for vegetables



W is for windy



X is for exit summer



Y is for **yam**






Z is for **zucchini**

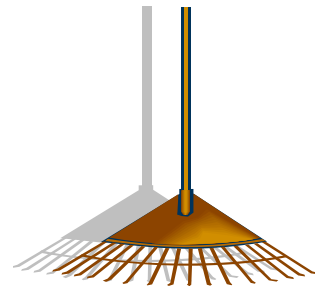





Supplemental Pages



Cut out each item on the following pages below and glue unto the matching items above







The following are
ABC Playdough Mats.

Trace all the letters
with playdough.

A B

C

D

E

F

G H

I

J K

L

mn

o

P

Q

R

S T

U



